BASKETS to PALLETS

Teaching Manual

16 Lesson Plans to Prepare Small and Mid-scale Farmers to Enter Food Hubs, Groceries, Restaurants and Cooperatives

CORNELL small FARMS PROGRAM

Cornell University Cooperative Extension

NORTHEAST SARE Sustainable Agriculture Research & Education

Unit 4.2

Recordkeeping

*This powerpoint presentation is a companion resource to the **'Baskets to Pallets Teaching Manual'** available at smallfarms.cornell.edu*

*Please see '**Module 4-Production**' for additional teaching resources.*

What are the most important records to keep?

-Production records
  -what
  -where
  -when
  -how much

-Food safety records
  -inputs
  -origins

-Financial records
  -cost of production
  -sales

-Farm health records
  -crop rotations
  -soil tests over time

How much does it cost to not know?

Production Records

Planting and seeding schedules

Harvest Schedules

Field maps

Available Programs

Farm Produce Manager

Ag Squared

Agrivi

Excel

Others?

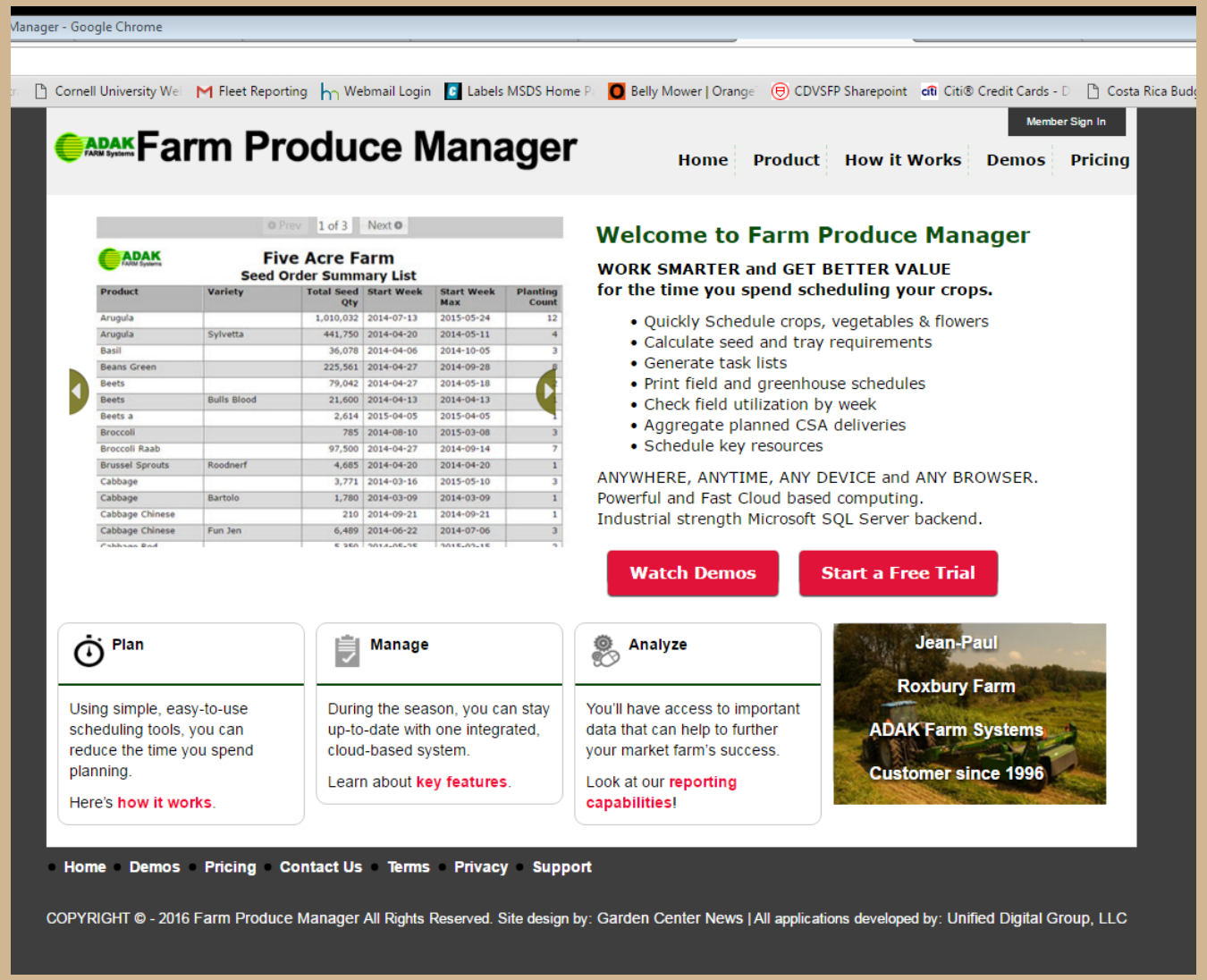

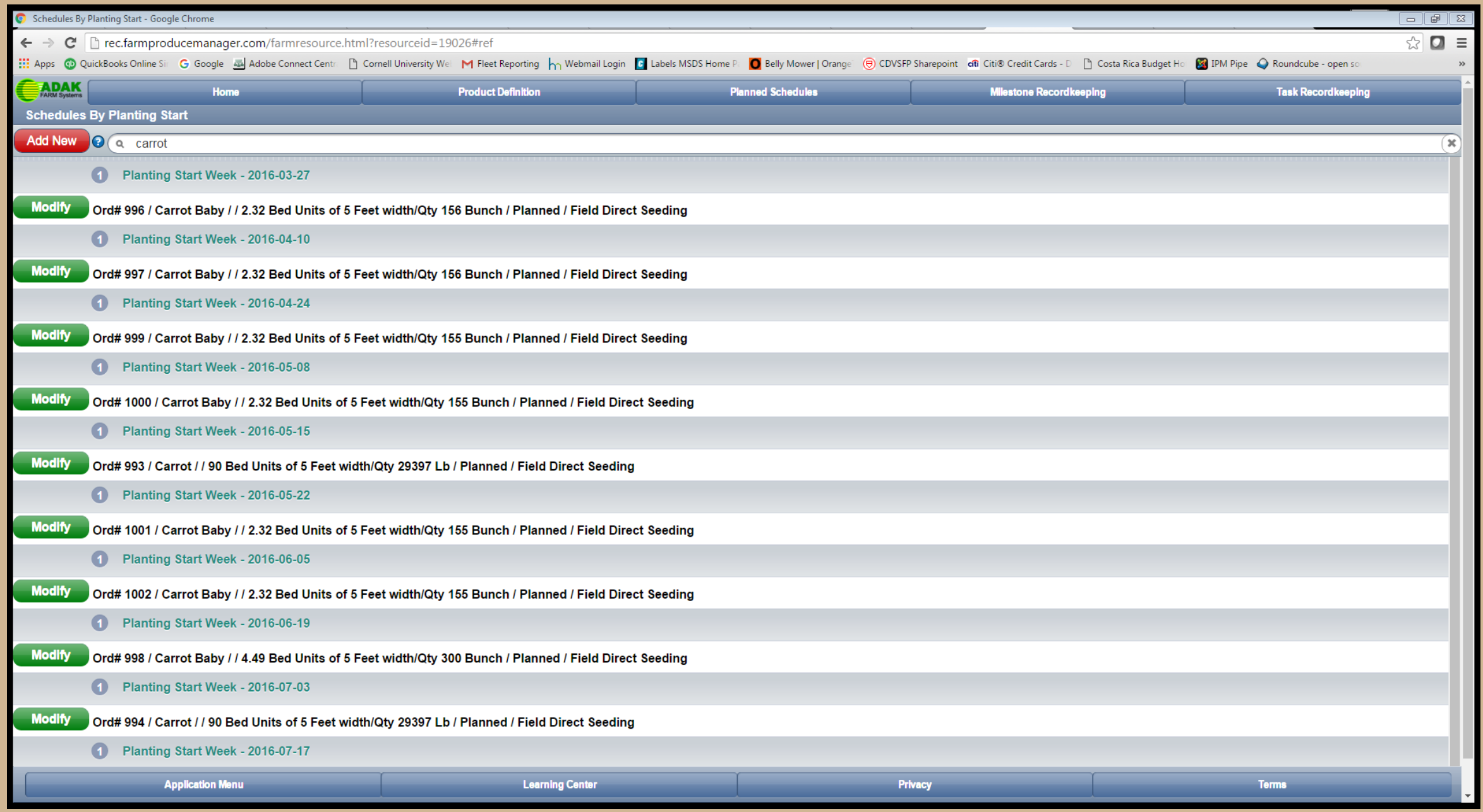
Schedules By Planting Start - Google Chrome
rec.farmproducemanager.com/farmresource.html?resourceid=19026#ref
Apps
QuickBooks Online Si
Google
Adobe Connect Centr
Cornell University We
Fleet Reporting
Webmail Login
Labels MSDS Home P
Belly Mower | Orange
CDVSFP Sharepoint
Citi® Credit Cards - D
Costa Rica Budget Ho
IPM Pipe
Roundcube - open so
ADAK FARM Systems
Home
Product Definition
Planned Schedules
Milestone Recordkeeping
Task Recordkeeping
Schedules By Planting Start
Add New
carrot
1 Planting Start Week - 2016-03-27
Modify
Ord# 996 / Carrot Baby / / 2.32 Bed Units of 5 Feet width/Qty 156 Bunch / Planned / Field Direct Seeding
1 Planting Start Week - 2016-04-10
Modify
Ord# 997 / Carrot Baby / / 2.32 Bed Units of 5 Feet width/Qty 156 Bunch / Planned / Field Direct Seeding
1 Planting Start Week - 2016-04-24
Modify
Ord# 999 / Carrot Baby / / 2.32 Bed Units of 5 Feet width/Qty 155 Bunch / Planned / Field Direct Seeding
1 Planting Start Week - 2016-05-08
Modify
Ord# 1000 / Carrot Baby / / 2.32 Bed Units of 5 Feet width/Qty 155 Bunch / Planned / Field Direct Seeding
1 Planting Start Week - 2016-05-15
Modify
Ord# 993 / Carrot / / 90 Bed Units of 5 Feet width/Qty 29397 Lb / Planned / Field Direct Seeding
1 Planting Start Week - 2016-05-22
Modify
Ord# 1001 / Carrot Baby / / 2.32 Bed Units of 5 Feet width/Qty 155 Bunch / Planned / Field Direct Seeding
1 Planting Start Week - 2016-06-05
Modify
Ord# 1002 / Carrot Baby / / 2.32 Bed Units of 5 Feet width/Qty 155 Bunch / Planned / Field Direct Seeding
1 Planting Start Week - 2016-06-19
Modify
Ord# 998 / Carrot Baby / / 4.49 Bed Units of 5 Feet width/Qty 300 Bunch / Planned / Field Direct Seeding
1 Planting Start Week - 2016-07-03
Modify
Ord# 994 / Carrot / / 90 Bed Units of 5 Feet width/Qty 29397 Lb / Planned / Field Direct Seeding
1 Planting Start Week - 2016-07-17
Application Menu
Learning Center
Privacy
Terms

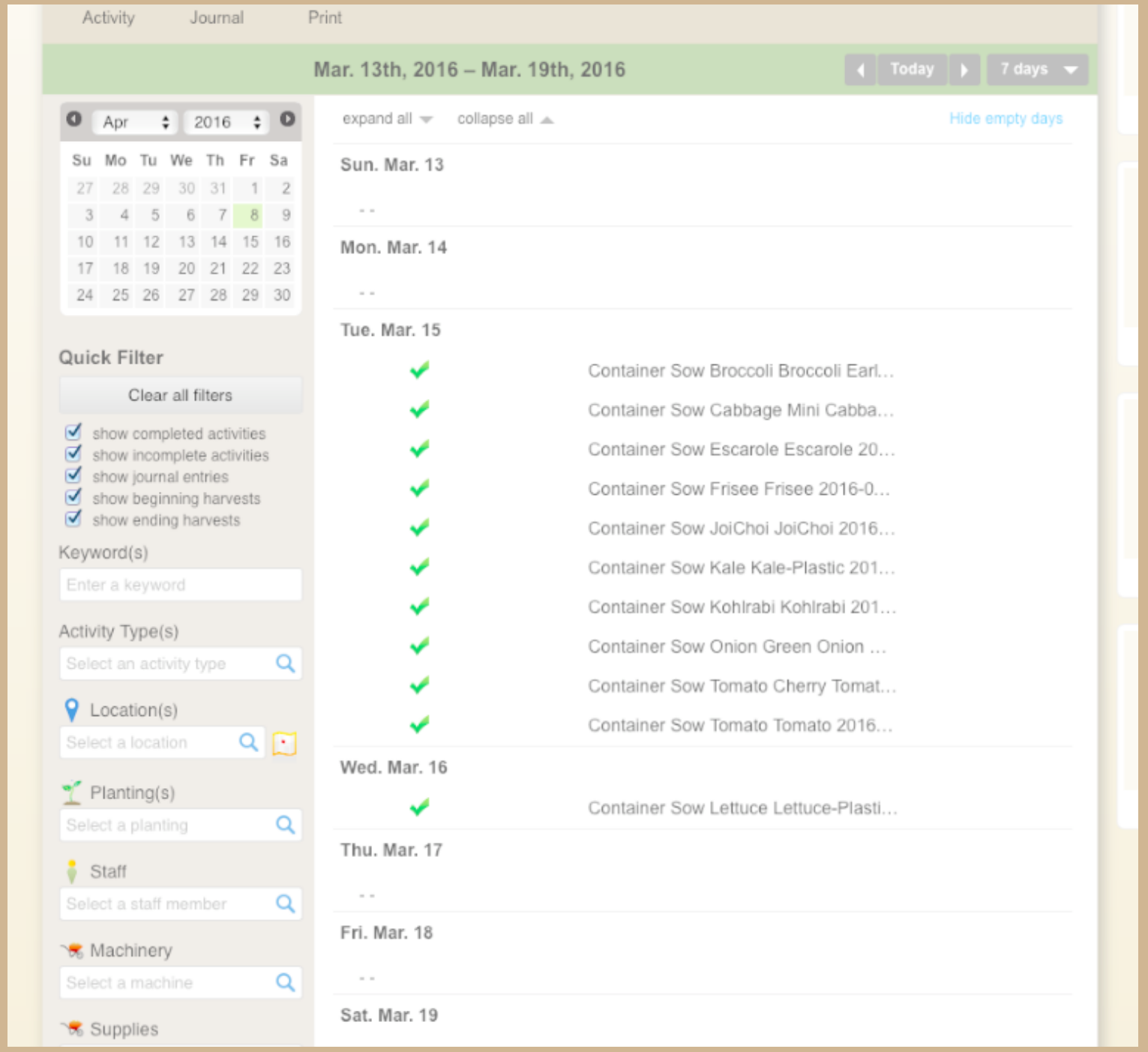
Activity
Journal
Print
Mar. 13th, 2016 – Mar. 19th, 2016
Today
7 days
Apr
2016
Su Mo Tu We Th Fr Sa
27 28 29 30 31 1 2
3 4 5 6 7 8 9
10 11 12 13 14 15 16
17 18 19 20 21 22 23
24 25 26 27 28 29 30
Quick Filter
Clear all filters
show completed activities
show incomplete activities
show journal entries
show beginning harvests
show ending harvests
Keyword(s)
Enter a keyword
Activity Type(s)
Select an activity type
Location(s)
Select a location
Planting(s)
Select a planting
Staff
Select a staff member
Machinery
Select a machine
Supplies
expand all
collapse all
Hide empty days
Sun. Mar. 13
Mon. Mar. 14
Tue. Mar. 15
Container Sow Broccoli Broccoli Earl...
Container Sow Cabbage Mini Cabba...
Container Sow Escarole Escarole 20...
Container Sow Frisee Frisee 2016-0...
Container Sow JoiChoi JoiChoi 2016...
Container Sow Kale Kale-Plastic 201...
Container Sow Kohlrabi Kohlrabi 201...
Container Sow Onion Green Onion ...
Container Sow Tomato Cherry Tomat...
Container Sow Tomato Tomato 2016...
Wed. Mar. 16
Container Sow Lettuce Lettuce-Plasti...
Thu. Mar. 17
Fri. Mar. 18
Sat. Mar. 19

Cornell University We | Fleet Reporting | Webmail Login | Labels MSDS Home P | Belly Mower | Orange | CDVSFP Sharepoint | Citi® Credit Cards - D | Costa Rica

AgSquared

TOUR PRICING CASE STUDIES ABOUT US

195,853 Plantings planned

31,734 Fields managed

821,671 Farming tasks recorded

Explore

Watch the demo video ⟶

Weather map

Wed Thu Fri Sat Sun Mon Tue Wed Thu Fri Sat Sun Mon

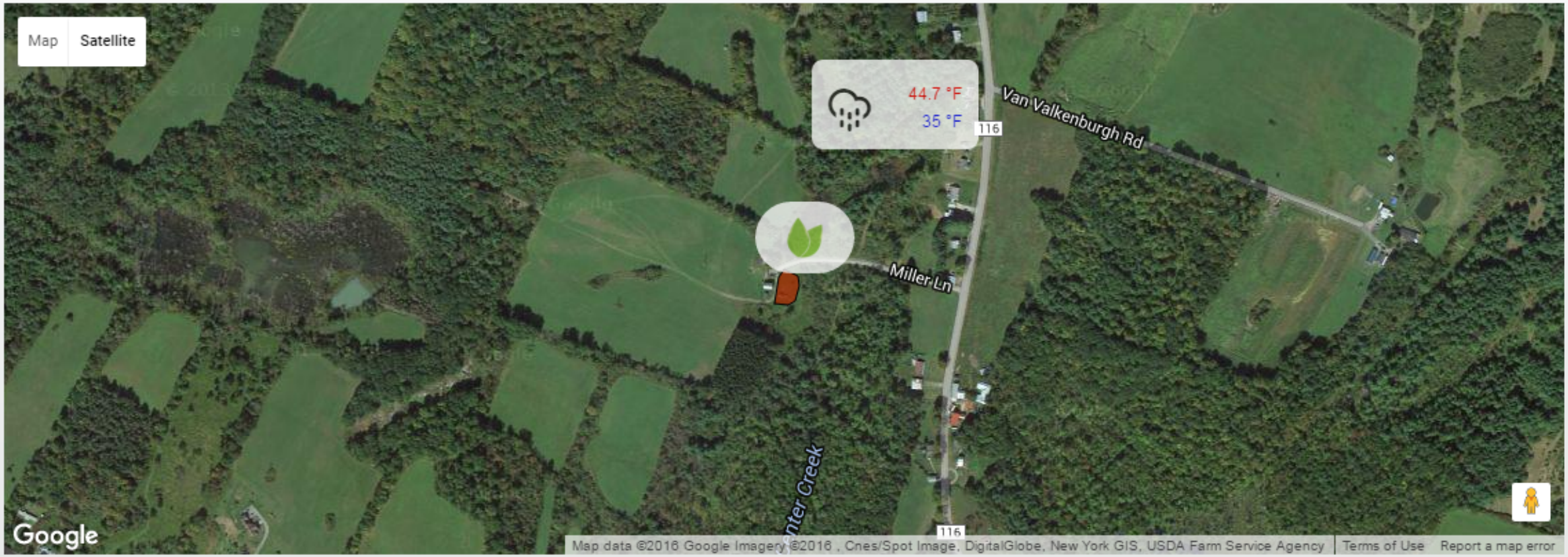

Leave a me

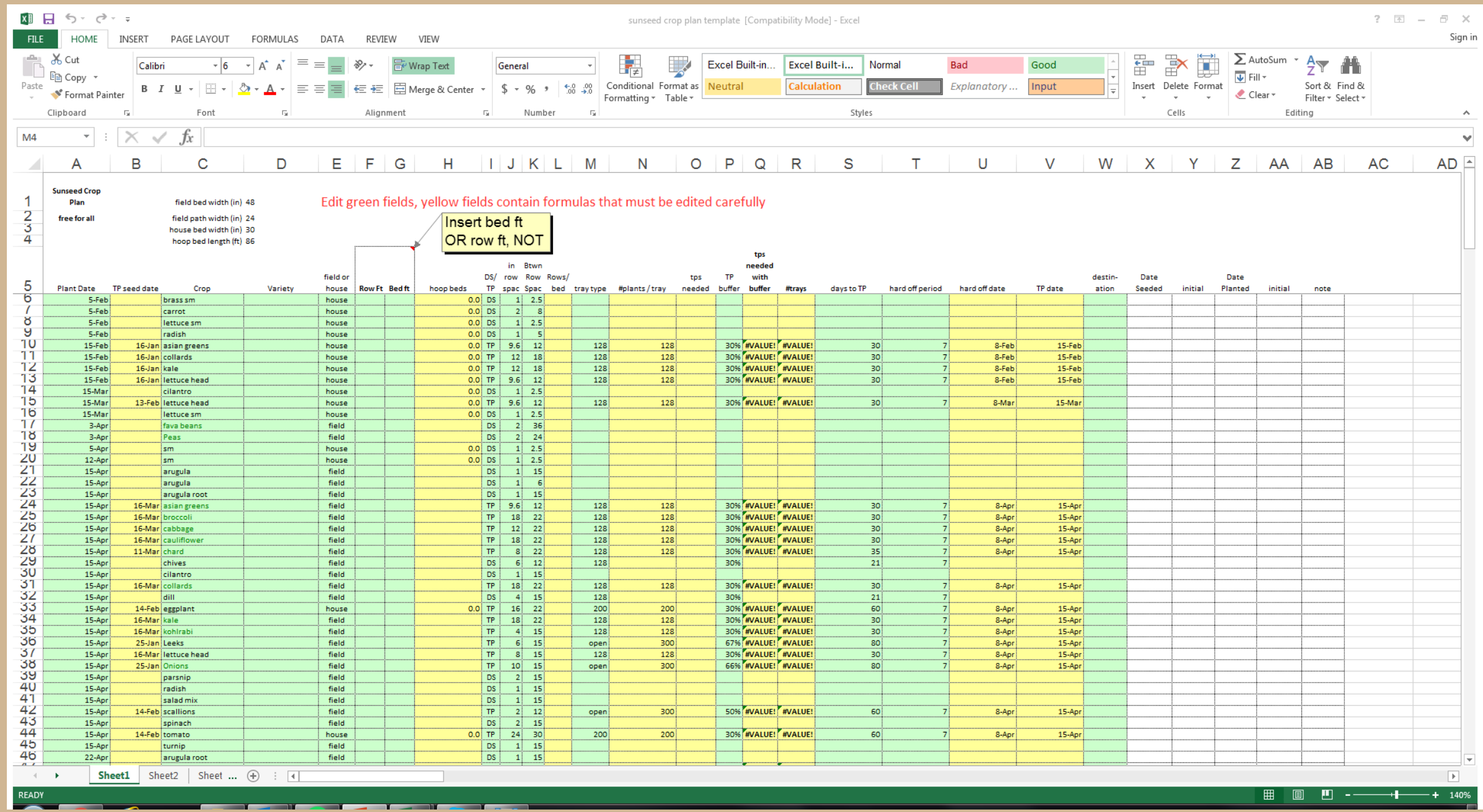
sunseed crop plan template [Compatibility Mode] - Excel
FILE HOME INSERT PAGE LAYOUT FORMULAS DATA REVIEW VIEW
Sign in
Cut Copy Format Painter Paste
Calibri 6 Wrap Text General
Conditional Formatting Format as Table
Excel Built-in... Excel Built-i... Normal Bad Good
Neutral Calculation Check Cell Explanatory ... Input
Insert Delete Format AutoSum Fill Clear Sort & Filter Find & Select
Clipboard Font Alignment Number Styles Cells Editing
M4
Sunseed Crop Plan
free for all
field bed width (in) 48
field path width (in) 24
house bed width (in) 30
hoop bed length (ft) 86
Edit green fields, yellow fields contain formulas that must be edited carefully
Insert bed ft OR row ft, NOT
Plant Date | TP seed date | Crop | Variety | field or house | Row Ft | Bed ft | hoop beds | DS/ TP | in row spac | Btwn Row Spac | Rows/ bed | tray type | #plants / tray | tps needed | TP buffer | tps needed with buffer | #trays | days to TP | hard off period | hard off date | TP date | destin-ation | Date Seeded | initial | Date Planted | initial | note
5-Feb | | brass sm | | house | | | 0.0 | DS | 1 | 2.5 | | | | | | | | | | | | | | | | |
5-Feb | | carrot | | house | | | 0.0 | DS | 2 | 8 | | | | | | | | | | | | | | | | |
5-Feb | | lettuce sm | | house | | | 0.0 | DS | 1 | 2.5 | | | | | | | | | | | | | | | | |
5-Feb | | radish | | house | | | 0.0 | DS | 1 | 5 | | | | | | | | | | | | | | | | |
15-Feb | 16-Jan | asian greens | | house | | | 0.0 | TP | 9.6 | 12 | | 128 | 128 | | 30% | #VALUE! | #VALUE! | 30 | 7 | 8-Feb | 15-Feb | | | | | | |
15-Feb | 16-Jan | collards | | house | | | 0.0 | TP | 12 | 18 | | 128 | 128 | | 30% | #VALUE! | #VALUE! | 30 | 7 | 8-Feb | 15-Feb | | | | | | |
15-Feb | 16-Jan | kale | | house | | | 0.0 | TP | 12 | 18 | | 128 | 128 | | 30% | #VALUE! | #VALUE! | 30 | 7 | 8-Feb | 15-Feb | | | | | | |
15-Feb | 16-Jan | lettuce head | | house | | | 0.0 | TP | 9.6 | 12 | | 128 | 128 | | 30% | #VALUE! | #VALUE! | 30 | 7 | 8-Feb | 15-Feb | | | | | | |
15-Mar | | cilantro | | house | | | 0.0 | DS | 1 | 2.5 | | | | | | | | | | | | | | | | |
15-Mar | 13-Feb | lettuce head | | house | | | 0.0 | TP | 9.6 | 12 | | 128 | 128 | | 30% | #VALUE! | #VALUE! | 30 | 7 | 8-Mar | 15-Mar | | | | | | |
15-Mar | | lettuce sm | | house | | | 0.0 | DS | 1 | 2.5 | | | | | | | | | | | | | | | | |
3-Apr | | fava beans | | field | | | | DS | 2 | 36 | | | | | | | | | | | | | | | | |
3-Apr | | Peas | | field | | | | DS | 2 | 24 | | | | | | | | | | | | | | | | |
5-Apr | | sm | | house | | | 0.0 | DS | 1 | 2.5 | | | | | | | | | | | | | | | | |
12-Apr | | sm | | house | | | 0.0 | DS | 1 | 2.5 | | | | | | | | | | | | | | | | |
15-Apr | | arugula | | field | | | | DS | 1 | 15 | | | | | | | | | | | | | | | | |
15-Apr | | arugula | | field | | | | DS | 1 | 6 | | | | | | | | | | | | | | | | |
15-Apr | | arugula root | | field | | | | DS | 1 | 15 | | | | | | | | | | | | | | | | |
15-Apr | 16-Mar | asian greens | | field | | | | TP | 9.6 | 12 | | 128 | 128 | | 30% | #VALUE! | #VALUE! | 30 | 7 | 8-Apr | 15-Apr | | | | | | |
15-Apr | 16-Mar | broccoli | | field | | | | TP | 18 | 22 | | 128 | 128 | | 30% | #VALUE! | #VALUE! | 30 | 7 | 8-Apr | 15-Apr | | | | | | |
15-Apr | 16-Mar | cabbage | | field | | | | TP | 12 | 22 | | 128 | 128 | | 30% | #VALUE! | #VALUE! | 30 | 7 | 8-Apr | 15-Apr | | | | | | |
15-Apr | 16-Mar | cauliflower | | field | | | | TP | 18 | 22 | | 128 | 128 | | 30% | #VALUE! | #VALUE! | 30 | 7 | 8-Apr | 15-Apr | | | | | | |
15-Apr | 11-Mar | chard | | field | | | | TP | 8 | 22 | | 128 | 128 | | 30% | #VALUE! | #VALUE! | 35 | 7 | 8-Apr | 15-Apr | | | | | | |
15-Apr | | chives | | field | | | | DS | 6 | 12 | | 128 | | | 30% | | | 21 | 7 | | | | | | | | |
15-Apr | | cilantro | | field | | | | DS | 1 | 15 | | | | | | | | | | | | | | | | |
15-Apr | 16-Mar | collards | | field | | | | TP | 18 | 22 | | 128 | 128 | | 30% | #VALUE! | #VALUE! | 30 | 7 | 8-Apr | 15-Apr | | | | | | |
15-Apr | | dill | | field | | | | DS | 4 | 15 | | 128 | | | 30% | | | 21 | 7 | | | | | | | | |
15-Apr | 14-Feb | eggplant | | house | | | 0.0 | TP | 16 | 22 | | 200 | 200 | | 30% | #VALUE! | #VALUE! | 60 | 7 | 8-Apr | 15-Apr | | | | | | |
15-Apr | 16-Mar | kale | | field | | | | TP | 18 | 22 | | 128 | 128 | | 30% | #VALUE! | #VALUE! | 30 | 7 | 8-Apr | 15-Apr | | | | | | |
15-Apr | 16-Mar | kohlrabi | | field | | | | TP | 4 | 15 | | 128 | 128 | | 30% | #VALUE! | #VALUE! | 30 | 7 | 8-Apr | 15-Apr | | | | | | |
15-Apr | 25-Jan | Leeks | | field | | | | TP | 6 | 15 | | open | 300 | | 67% | #VALUE! | #VALUE! | 80 | 7 | 8-Apr | 15-Apr | | | | | | |
15-Apr | 16-Mar | lettuce head | | field | | | | TP | 8 | 15 | | 128 | 128 | | 30% | #VALUE! | #VALUE! | 30 | 7 | 8-Apr | 15-Apr | | | | | | |
15-Apr | 25-Jan | Onions | | field | | | | TP | 10 | 15 | | open | 300 | | 66% | #VALUE! | #VALUE! | 80 | 7 | 8-Apr | 15-Apr | | | | | | |
15-Apr | | parsnip | | field | | | | DS | 2 | 15 | | | | | | | | | | | | | | | | |
15-Apr | | radish | | field | | | | DS | 1 | 15 | | | | | | | | | | | | | | | | |
15-Apr | | salad mix | | field | | | | DS | 1 | 15 | | | | | | | | | | | | | | | | |
15-Apr | 14-Feb | scallions | | field | | | | TP | 2 | 12 | | open | 300 | | 50% | #VALUE! | #VALUE! | 60 | 7 | 8-Apr | 15-Apr | | | | | | |
15-Apr | | spinach | | field | | | | DS | 2 | 15 | | | | | | | | | | | | | | | | |
15-Apr | 14-Feb | tomato | | house | | | 0.0 | TP | 24 | 30 | | 200 | 200 | | 30% | #VALUE! | #VALUE! | 60 | 7 | 8-Apr | 15-Apr | | | | | | |
15-Apr | | turnip | | field | | | | DS | 1 | 15 | | | | | | | | | | | | | | | | |
22-Apr | | arugula root | | field | | | | DS | 1 | 15 | | | | | | | | | | | | | | | | |
Sheet1 Sheet2 Sheet ...
READY
140%

Financial Records

Cost of production

Sales

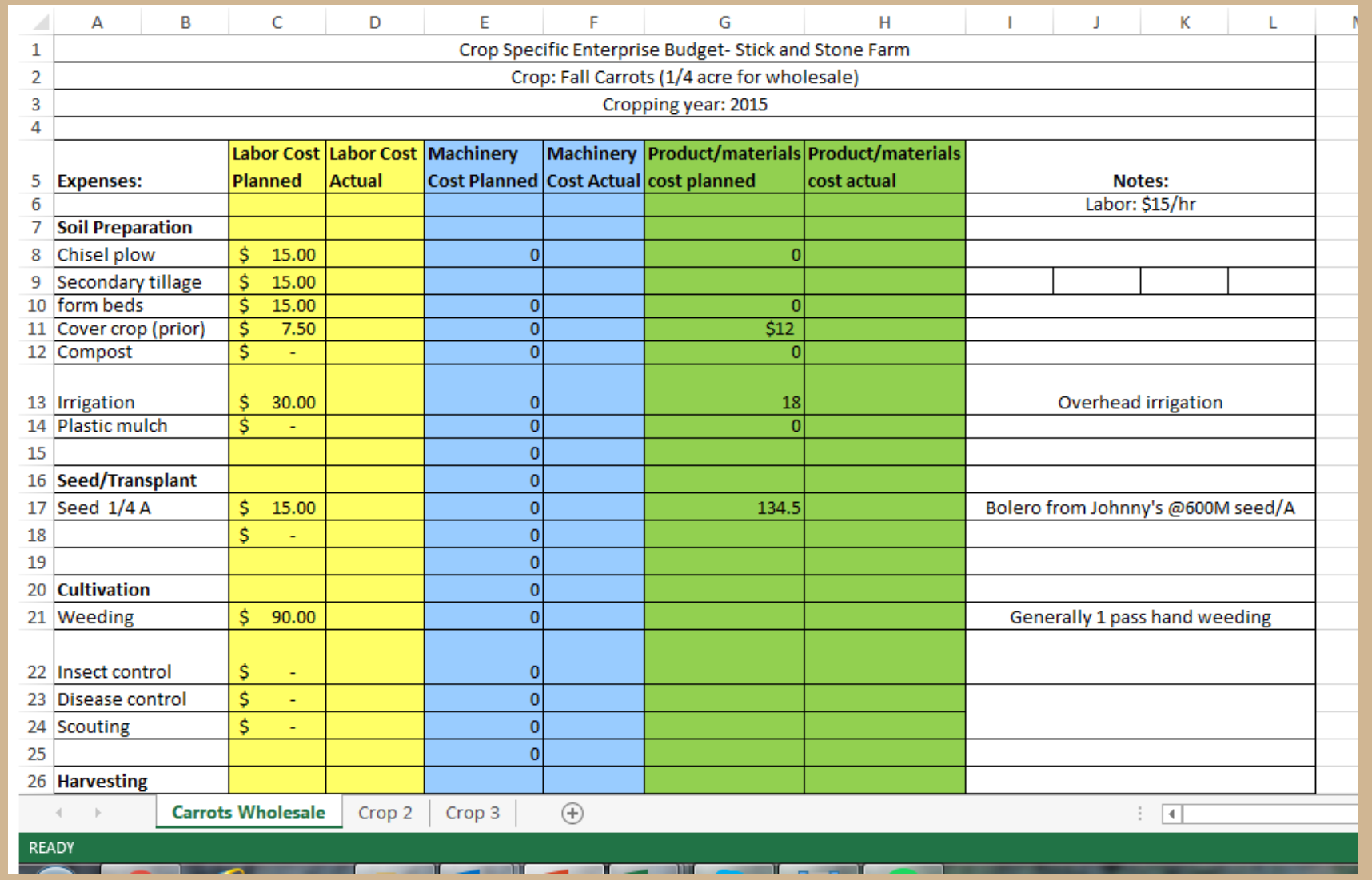

	A	B	C	D	E	F	G	H	I	J	K	L
1	Crop Specific Enterprise Budget- Stick and Stone Farm											
2	Crop: Fall Carrots (1/4 acre for wholesale)											
3	Cropping year: 2015											
4												
5	**Expenses:**		**Labor Cost Planned**	**Labor Cost Actual**	**Machinery Cost Planned**	**Machinery Cost Actual**	**Product/materials cost planned**	**Product/materials cost actual**	**Notes:**			
6									Labor: $15/hr			
7	**Soil Preparation**											
8	Chisel plow		$ 15.00		0		0					
9	Secondary tillage		$ 15.00									
10	form beds		$ 15.00		0		0					
11	Cover crop (prior)		$ 7.50		0		$12					
12	Compost		$ -		0		0					
13	Irrigation		$ 30.00		0		18		Overhead irrigation			
14	Plastic mulch		$ -		0		0					
15					0							
16	**Seed/Transplant**				0							
17	Seed 1/4 A		$ 15.00		0		134.5		Bolero from Johnny's @600M seed/A			
18			$ -		0							
19					0							
20	**Cultivation**				0							
21	Weeding		$ 90.00		0				Generally 1 pass hand weeding			
22	Insect control		$ -		0							
23	Disease control		$ -		0							
24	Scouting		$ -		0							
25					0							
26	**Harvesting**											

Carrots Wholesale | Crop 2 | Crop 3

READY

Record keeping for farm (and personal) health

Cornell Soil Health Assessment

[redacted]

Agricultural Service Provider:
None
Cedar Basin Crop Consulting
cbcc@earthlink.net

Sample ID: L_555
Field/Treatment: Tenge E
Tillage: 1-7 inches
Crops Crown: COG, COG, SOY
Date Sampled: 12:00:00 AM
Given Soil Type: Muscatine
Given Soil Texture: Silty Clay Loam
Coordinates: [redacted]

Measured Soil Textural Class: Silt Loam Sand: 28% Silt: 56% Clay: 16%

Test Report

	Indicator	Value	Rating	Constraint
Physical	Available Water Capacity	0.31	100	
Physical	Surface Hardness			Not Rated: No Field Penetrometer Readings Submitted
Physical	Subsurface Hardness			Not Rated: No Field Penetrometer Readings Submitted
Physical	Aggregate Stability	49.5	78	
Biological	Organic Matter	4.6	79	
Biological	ACE Soil Protein Index	5.8	29	Organic Matter Quality, Organic N Storage, N Mineralization
Biological	Root Pathogen Pressure	4.7	54	
Biological	Respiration	0.58	4	Soil Microbial Abundance and Activity
Biological	Active Carbon	744	76	
Chemical	pH	6.0	66	
Chemical	Phosphorus	10.9	100	
Chemical	Potassium	164.5	100	
Chemical	Minor Elements Mg: 456 Fe: 0.8 Mn: 9.2 Zn: 0.4		100	
	Overall Quality Score		71	High