

## Dairy Herd Health & Management

PD-2019-05-02

# Using the Digital Refractometer to Manage Calf Health

Robert A. Lynch, DVM

## Introduction

Many research publications and resources are available to help calf raisers use refractometers. This bulletin summarizes current recommendations and references. For optical refractometer information see “Using the Optical Refractometer to Manage Calf Health” PD-2019-05-01 bulletin.

The Brix refractometer measures sucrose concentrations in liquids like wine and fruit juice. When used to measure non-sucrose containing liquids, the Brix% approximates the total solids percentage.



Misco Digital Refractometer

Questions that can be answered with a refractometer include:

- What is the colostrum immunoglobulin content?
- What is the passive antibody transfer success rate?
- What is the total solids content of the whole milk or milk replacer?

## Calibration

Digital refractometers need to be zeroed periodically to ensure accurate readings. This can be done using distilled or de-ionized water. Follow the manufacturer’s directions.

## Temperature Equilibration


For the best results, the sample and refractometer should be at about room temperature (~68°F). Since the sample volume is just a couple drops, it has a low thermal mass and temperature adjusts pretty quickly. Instruments that are automatically temperature compensated (ATC) can accommodate temperature differences within the range indicated by the device. If the device is hot or cold right before it’s to be used, allow time for the refractometer to temperature acclimate (one to two minutes).

## Colostrum Immunoglobulin Content

Testing immunoglobulin content of colostrum is a good way to inform the calf feeder and management. Colostrum testing 22 Brix% has an IgG level of 50 gm/L and is considered good quality. For a heifer’s first colostrum feeding, switch low testing colostrum with high quality colostrum. Colostrum testing below 22 percent can be used for second and greater feedings.

## Successful Antibody Passive Transfer

Checking how well colostrum antibodies are absorbed by calves is a great way to evaluate overall colostrum management. One simple and inexpensive way to do this is to check serum total solids concentration. Brix% is highly correlated with IgG. In order to do this correctly, first select the right calves to be sampled. Test at least twelve healthy calves between 24 hrs and seven days of age about 1 ½ hours after their last milk feeding. Blood samples should be collected in red top tubes and centrifuged at 2200-2500 RPM (standard) for 10 minutes to obtain serum. If a centrifuge is not available, the tubes should sit undisturbed at



room temperature (60°-75°F) for one hour prior to collecting the serum for testing. A calf is considered to have adequate passive transfer of antibodies with a serum IgG concentration  $\geq 10$  g/L, which correlates to  $\geq 8.5$  Brix%.

Table 1: Successful Antibody Passive Transfer cutpoints by test.

| Test                        | Successful Antibody Passive Transfer |
|-----------------------------|--------------------------------------|
| RID Immunoassay             | $\geq 10$ g/L                        |
| Serum Protein Concentration | $\geq 5.5$ g/dL                      |
| Brix%                       | $\geq 8.5\%$                         |

### Whole Milk Total Solids

Total solids content can vary in nonsalable milk, and routine measurement using a digital refractometer can inform the feeding program. Take samples from well mixed milk prior to pasteurization.

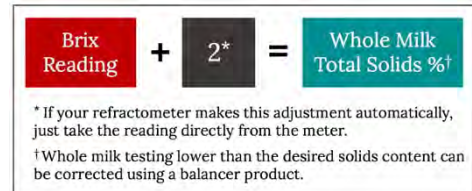


Figure 1: Digital Brix refractometer adjustment to measure total solids concentration in whole milk.

### Milk Replacer Total Solids

Day-to-day consistency is important for good calf health and growth. Milk replacers mixed below recommended concentration will slow growth. Milk replacers mixed too concentrated can lead to digestive problems and disease. The digital refractometer can be used to evaluate correct mixing of milk replacers and consistency of mixing procedure. Start by calculating what the total solids percent of the milk replacer product should be by collecting the feeding amounts from the label.

$$\% \text{ Total Solids of Milk Replacer} = \left( \frac{\text{Lbs of Powder}}{\text{Lbs of Powder} + \text{Lbs of Water}} \right) \times 100$$

Figure 2: Calculation of % total solids of milk replacer. Divide the weight of powder by a combination of the weight of the powder and weight of the water to be used.

Due to variation between milk replacer ingredients, a customized plot of known solution concentrations of the product being fed is needed. From the curve generated, sample Brix% readings can be converted to total solids and compared to the target concentration.

Directions on how to do this can be found at the University of Wisconsin-Madison School of Veterinary Medicine website.

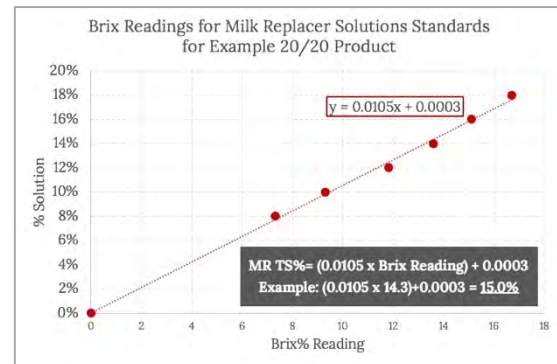


Figure 3: Custom Brix% concentration curve using known milk replacer concentration solutions.

### References

Deelen, et al., "Evaluation of a Brix refractometer to estimate serum immunoglobulin G concentration in neonatal dairy calves," J Dairy Sci, 2014

Elsohaby et al., "Using serum and plasma samples to assess failure of transfer of passive immunity in dairy calves," J Dairy Sci, 2019

Hernandez, et al., "Brix refractometry in serum as a measure of failure of passive transfer compared to measured immunoglobulin G and total protein by refractometry in serum from dairy calves," The Veterinary Journal, 2015

Leadly, "Passive Transfer of Immunity: How to test for immunity levels," AtticaCows.com Calf Resources, 2018

McCraken, et al., "Technical note: Evaluation of digital refractometers to estimate serum immunoglobulin G concentration and passive transfer in Jersey calves. J Dairy Sci. 2017

McGuirk, "Brix Readings for Milk Replacer Solution Standards," vetmed.wisc.edu/dms/fapm/fapmtools/calves.htm

Misco Website, "The Secret to Accurate Refractometer Readings," misco.com

Moore et al., "Quality assessments of waste milk at a calf ranch," J Dairy Sci, 2009

Morrill et al., "Estimate of serum immunoglobulin G concentration using refractometry with or without caprylic acid fractionation," J Dairy Sci, 2013

Silva-del-Rio et al., Colostrum immunoglobulin G concentration of multiparous Jersey cows at first and second milking is associated with parity, colostrum yield, and time of first milking, and can be estimated with Brix refractometry," J Dairy Sci, 2017

Wallace, et al., "A comparison of serum harvesting methods and type of refractometer for determining total solids to estimate failure of passive transfer in calves," Can Vet J, 2006

### For More Information

Robert A. Lynch, DVM  
 Herd Health & Management Specialist  
 Cornell CALS PRO-DAIRY  
 B30 Morrison Hall Ithaca, NY 14853  
 607.255.6830 | rlynch@cornell.edu  
 blogs.cornell.edu/roblynch | prodairy.cals.cornell.edu