

Normocalcemic (NC)
 Parity 2 tCa > 1.90 mmol/L
 Parity 3 tCa > 1.87 mmol/L

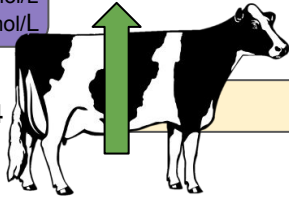
Subclinically hypocalcemic (SCH)
 Parity 2 tCa ≤ 1.90 mmol/L
 Parity 3 tCa ≤ 1.87 mmol/L

2 DIM  tCa

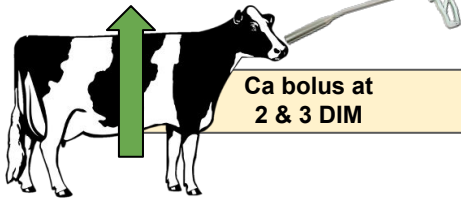
4 DIM  tCa

Avg daily milk yield over the first 10 wk of lactation

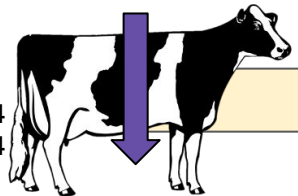
NC-CON
 Parity 2 N = 104
 Parity 3 N = 61



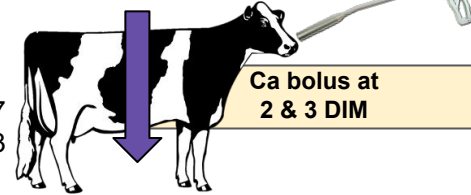
NC-BOL
 Parity 2 N = 80
 Parity 3 N = 82



SCH-CON
 Parity 2 N = 14
 Parity 3 N = 14



SCH-BOL
 Parity 2 N = 17
 Parity 3 N = 13



Parity 2: 2.31 ± 0.03 mmol/L
 Parity 3: 2.28 ± 0.04 mmol/L

==



Parity 2: 2.33 ± 0.04 mmol/L
 Parity 3: 2.27 ± 0.04 mmol/L




==





Parity 2: 2.31 ± 0.06 mmol/L
 Parity 3: 2.26 ± 0.07 mmol/L



==

Parity 2: 2.28 ± 0.07 mmol/L
 Parity 3: 2.23 ± 0.08 mmol/L

Parity 2: 47.5 ± 1.2 kg 
 Parity 3: 48.7 ± 1.8 kg 

Parity 2: 47.2 ± 1.4 kg 
 Parity 3: 50.6 ± 1.9 kg  

Parity 2: 50.6 ± 2.5 kg  
 Parity 3: 51.7 ± 3.1 kg  

Parity 2: 51.7 ± 2.6 kg  
 Parity 3: 56.3 ± 3.1 kg 